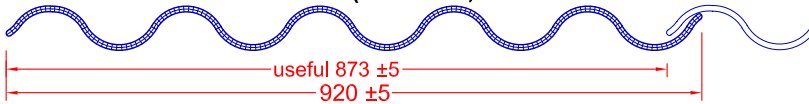
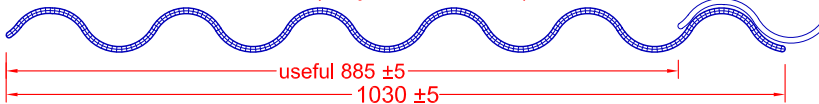


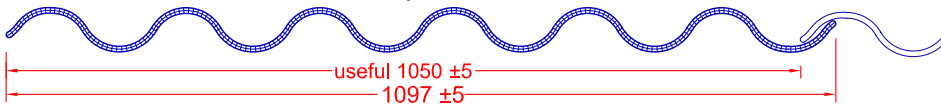
**177/51-6-920 17/51-4-920 (5½ waves)**



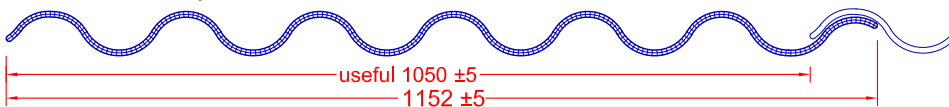
**177/51-6-1030 (6 waves) (only for Denmark)**



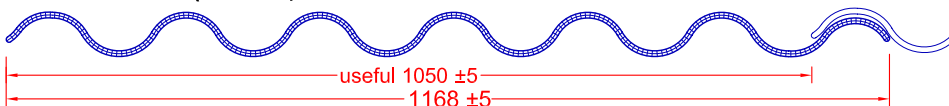
**177/51-6-1097 17/51-4-1097 (6½ waves)**



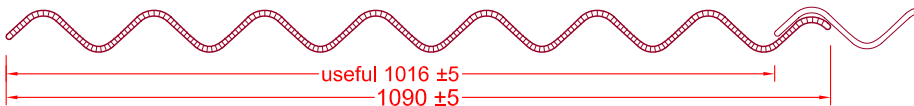
**177/51-6-1152 (6¾ waves)**



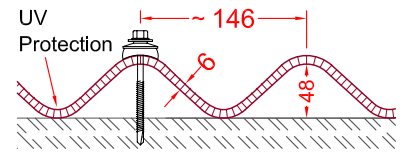
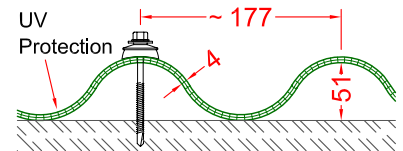
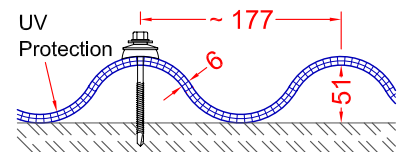
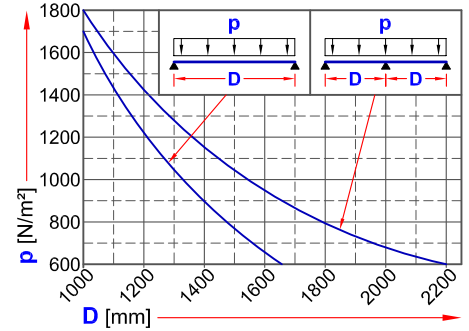
**177/51-6-1168 (7 waves)**



**146/48-6-1090 (7½ waves) (only for Denmark)**

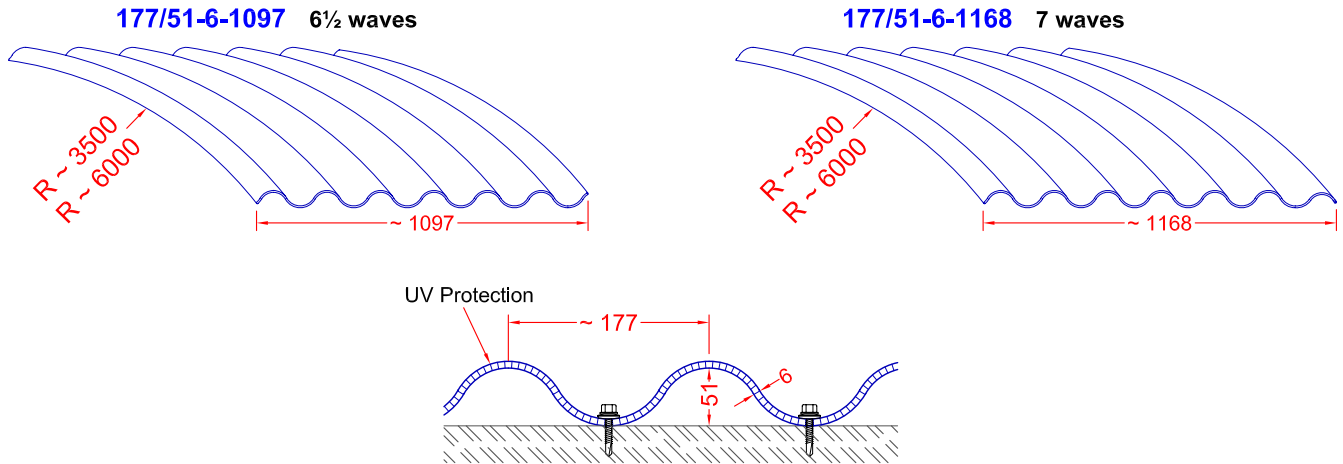


**LOAD TABLE 177/51-6**



TECHNICAL DATA	177/51-6	177/51-4	146/48-6	
Pitch / Height of wave	177 / 51	177 / 51	146 / 48	mm
Thickness	6	4	6	mm
Number of walls	3	3	2	
Width	920-1030 (D)-1097-1152-1168	1097	1090 (D)	mm
Length	on request, max. 12000		1220	mm
Minimum radius cold bending	12000			mm
Weight	~ 2,0	~ 1,5	~ 2,0	kg/m²
Thermal transmission [U-value]	3,40	3,88	3,70	W/m²K
Light transmission: Transparent satinized (*)	~ 74	~ 76	~ 74	%
Opaline (on request)	~ 62	~ 64	n.p.	%
Thermal expansion	0,065			mm/m K
Temperature range	-40 / +120			°C
End edges thermosealed - Diagonal cut on request				
(*) standard colours - other colours produced on request for quantities			(D) = article produced only for Denmark n.p. = article not produced	

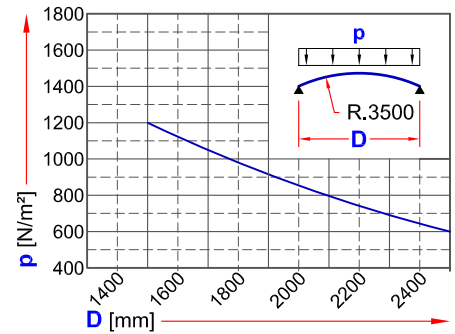
ACCESSORIES	Description	
	PE-shaped inlay L=2000 mm	pcs.
	Long selftapering screw for steel - for upper wave	pcs.
	Maxi washer with gasket	pcs.
	Profile support	packages 100 pcs.



**GEOMETRY**

Curved by heating	Examples L	R.3500		R.6000		
		D	H	D	H	
	3800	3590	495	3720	295	mm
	3500	3330	420	3435	250	mm
	3000	2885	310	2955	185	mm
	2500	2430	215	2470	130	mm
	2100	2050	155	2080	90	mm
	1830	1795	115	1815	70	mm
	1530	1505	80	1520	50	mm
	1220	1205	50	1210	30	mm

**LOAD TABLE 177/51-6 R.3500**



TECHNICAL DATA		177/51-6	
Pitch / Height of wave		177 / 51	mm
Thickness		6	mm
Number of waves		3	
Widths for curved		1097 - 1168	mm
Length (L) for <b>R.3500</b>		on request, max. 4000	mm
Length (L) for <b>R.6000</b>		on request, max. 4000	mm
Weight		~ 2,0	kg/m <sup>2</sup>
Thermal transmission [U]		3,40	W/m <sup>2</sup> K
Light transmission:	Transparent satinized (*)	~ 74	%
	Opaline (on request)	~ 62	%
Thermal expansion		0,065	mm/m K
Temperatur range		-40 / +120	°C
End edges thermosoldered - Diagonal cut on request			
(*) standard colours - other colours produced on request for quantities			

ACCESSORIES	Descrizione	
	PE-shaped inlay L=2000 mm	pcs.
	Short selftapering screw for steel - for lower wave and washer with gasket	pcs.
	Long selftapering screw for steel - for upper wave	pcs.
	Maxi washer with gasket	pcs.
	Profile support	packages 100 pcs.

## SPECIFICATION TEXT

**Flat skylight / Domed skylight R=3500 mm / R=6000 / Roofing (1)** with extruded corrugated sheets in polycarbonate **3-walled (2)** external side UV-protected, with end edges thermosealed, **wave 177/51 (2)**, **thickness .. mm (3)**, **width .. mm (3)**, **thermal transmission U <=.. W/m<sup>2</sup>K (2)**, **colour .. (2)**, **PE-inlay shaped, gasket and more for a perfect maintenance of the structure (4)** (type **AKRALUX Onda** of Akraplast Sistemi).

**1)** alternatively: select type of application.

**2)** except for the 2-walled profile Wave 146/48.

**3)** alternatively: values in relation of the selected sheet - see list **TECHNICAL DATA**.

**4)** accessories not necessary for opening roofings.

## WARRANTIES

The **AKRALUX Onda** sheets are protected against UV-rays on the external side with co-extrusion process. In Europe they are covered by **10 YEARS WARRANTY** from the date of purchase against yellowing and weather damages (hail etc.). For Extra-European Countries the warranty may have a different duration. For further details, please ask for the Warranty Certificate.

## CERTIFICATIONS

Regarding fire performance, the **AKRALUX Onda** sheets have fire classification **EN 13501-1 B s1 d0 / DIN 4102 B1**. For further details, please ask for the respective certificates for the different countries.

## RESISTANCE to CHEMICAL AGENTS

Please contact us to ask about compatibility with chemical agents.

## POSITIONING, TOOLS and FIXING

The sheets should be positioned with the UV protected side being on the external face.

Recommended minimum slope 4° (7%).

When cutting the sheets a metal saw with fine teeth should be used.

The positioning of the sheets is the same as metal profiled sheets and sandwich panels, likewise the tools for working with the product are the same as would be used for metal sheeting.

Screws with a washer gaskets and shaped crown washers with a gasket are used to fix the sheets.

When fixing the sheets pre-drill a bore hole, which must be wider than the screw diameter, to allow thermal movements.

If required, a compatible silicone for use with polycarbonate should be used.

## CARE and MAINTENANCE

The sheets should not be stored without proper protection under the influence of sun and weather.

It's recommended to clean the sheets regularly in order to remove dirt due to dust and atmospheric pollution.

To clean the sheets use cold or lukewarm water and (if necessary) neutral detergents. Don't use abrasive cloths, hot water and/or chemical detergents. Avoid to clean the sheets when they are overheated by the sun.

**Responsability clause:** the values and recommendations given are to the best of our knowledge, true and accurate. Since the conditions under which the products may be used are beyond our control, recommendations are made without guarantee. These indications do not exempt the customer to ensuring that the materials selected meet their requirements and the laws and regulations in force. AKRAPLAST Sistemi SpA reserves the right to change specifications at any time.